







**Standard Busbar Modules**

- Modules plug directly onto the busbar
- Suitable for use with control plug
- Modules with current ratings supply the load current by means of wire or terminal connections
- Modules can form bigger platforms using the connection clips (see accessories)
- For plugging on 5 mm or 10 mm thick busbars
- Meets feeder circuit spacings per UL 508A

2

	Description	Rated Thermal Current $I_{th}$ [A]	Width [mm]	Rails	Pkg. Qty.	Cat. No.
	<b>Standard Busbar Modules with Wires — Compact Length</b> With wires for electrical connection, 160 mm tall For use with Cat. No. 141A-CTU3 Compact Busbar Supports Top Hat Rails: R = MCS-Specific top hat rail	32	45	1R	1	141A-CC45R32
		63	54			141A-CC54R63
	<b>Standard Busbar Modules with Wires — Short Length</b> With wires for electrical connection, 200 mm tall Top Hat Rails: R = MCS-Specific top hat rail S = Standard top hat rail	16	45	2R	1	141A-GS45RR16
			54			141A-GS54RR16
		32	45			<b>141A-GS45RR25</b>
			54			<b>141A-GS44RR25</b>
		63	54	<b>141A-GS44RR45</b>		
			63	<b>141A-GS63RR45</b>		
		125 (For 140-CMN)	90	<b>141A-GS90M125</b>		
			180	<b>141A-GS180M125</b>		
		125 (For 140M-H, 140U-H, and 140UE-H)§	270	141A-GS270M125		
			180	141A-GS180M125H		
Without electrical connections (e.g., for reversing starters)	45	<b>141A-GS45R</b>				
	54	<b>141A-GS54R</b>				
	72	141A-GS72S				
81	1R	1S	141A-GS81S			
			141A-GS81S			
	<b>Standard Busbar Modules with Wires — Medium Length</b> With wires for electrical connection 260 mm tall Top Hat Rails: R = MCS-Specific top hat rail S = Standard top hat rail	32	45	1R+1S	1	141A-GM45RS25
			54			141A-GM54RS25
		63	54			<b>141A-GM54RS45</b>
			63	141A-GM63RS45		
		Without electrical connections (e.g., for reversing starters)	45	141A-GM45S		
			54	141A-GM54S		
			63	141A-GM63S		
	<b>Standard Busbar Modules with Terminals — Short Length</b> 200 mm tall With terminals for electrical connection S = Standard top hat rail	32	45	1S	1	<b>141A-FS45S25</b>
			54			<b>141A-FS54S63</b>
		63*	63			141A-FS63S63
			72			141A-FS72S63
			81			141A-FS81S63
	<b>Standard Busbar Modules with Terminals — Medium Length</b> 260 mm tall With terminals for electrical connection S = Standard top hat rail	32	45	2S		141A-FM45SS25
			54			141A-FM54SS63
		63*	63			141A-FM63SS63
			72			141A-FM72SS63
			81			141A-FM81SS63
	<b>Standard Busbar Module with Terminals on Top</b> 222 mm tall With box terminals on top for electrical connection Wire size 70 mm <sup>2</sup> (2/0 AWG) Universal mounting capability with sliding pocket nuts (M4)	200	108	—	1	<b>141A-FS108V200T</b>
	<b>Standard Busbar Module with Terminals on Top</b> 320 mm tall With box terminals on top for electrical connection Wire size 120 mm <sup>2</sup> (250 MCM) Universal mounting capability with sliding pocket nuts (M4)	250	110	—	1	141A-FL110V250T
	<b>Standard Busbar Module with Terminals on Bottom</b> 222 mm tall With box terminals on bottom for electrical connection Wire size 70 mm <sup>2</sup> (2/0 AWG) Universal mounting capability with sliding pocket nuts (M4)	200	108	—	1	141A-FS108V200B

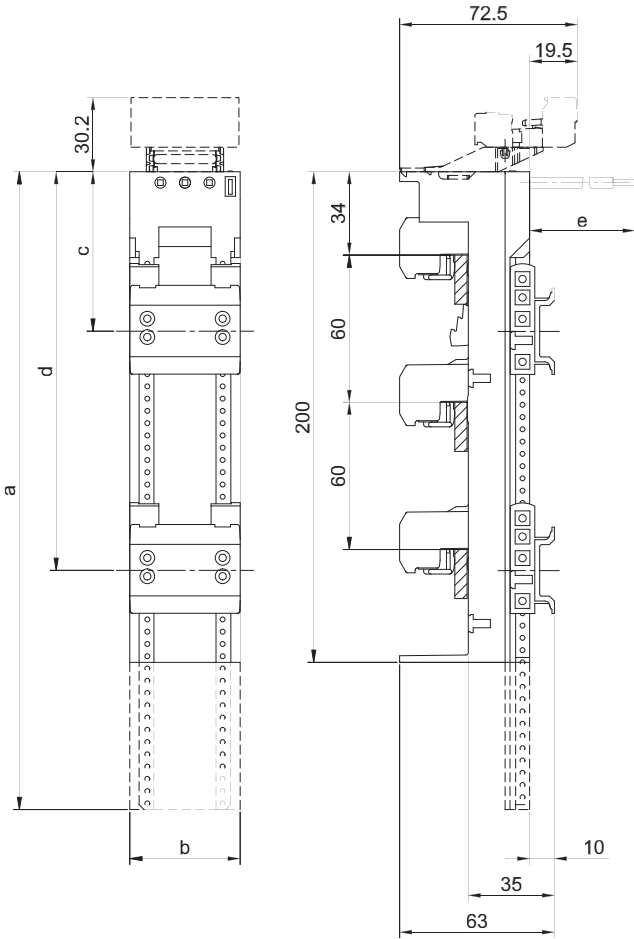
§ Also requires a Cat. No. 140U-H-DRA DIN Rail adaptor.

\* Also requires a Cat. No. 141A-FTS63 spacing adapter for UL508A applications.



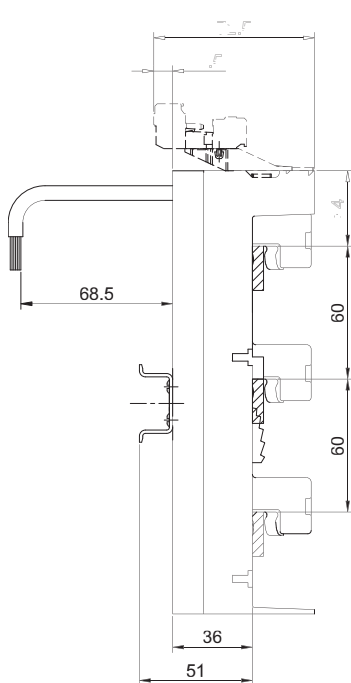
Dimensions are in millimeters. Dimensions are not intended for manufacturing purposes.

**Cat. No. 141A-GS, Standard Busbar Modules with Wires**

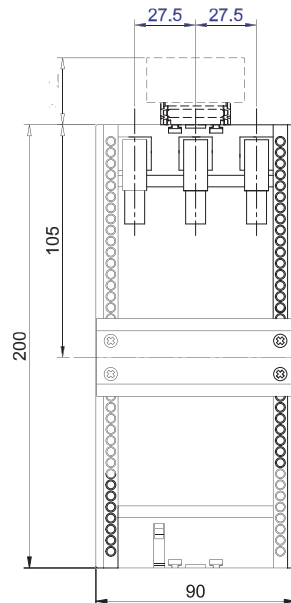


Cat. No.	A	B	C	D	E
141A-CC45R32	160	45	62	—	90
141A-CC54R63	160	54	62	—	90
141A-GM45RS25	260	45	65	170	73
141A-GM54RS25	260	54	65	170	73
<b>141A-GM54RS45</b>	260	54	65	170	95
141A-GM63RS45	260	63	65	170	95
141A-GM45S	260	45	—	170	—
141A-GM54S	260	54	—	170	—
141A-GM63S	260	63	—	170	—
141A-GS45RR16	200	45	65	162.5	73
141A-GS54RR16	200	54	65	162.5	73
<b>141A-GS45RR25</b>	200	45	65	162.5	73
<b>141A-GS54RR25</b>	200	54	65	162.5	73
<b>141A-GS54RR45</b>	200	54	65	170	95
<b>141A-GS63RR45</b>	200	63	65	170	95
<b>141A-GS45R</b>	200	45	—	162.5	—
<b>141A-GS54R</b>	200	54	—	170	—
141A-GS72S	200	72	105	—	—
141A-GS81S	200	81	105	—	—

NOTE:  
 FREE SPACE REQUIRED TO PLUG/UNPLUG MODULE INTO THE  
 BUSBARS.



Cat. No. 141A-GS90M125



Cat. No. 141A-GS180M125

Cat. No. 141A-GS270M125

